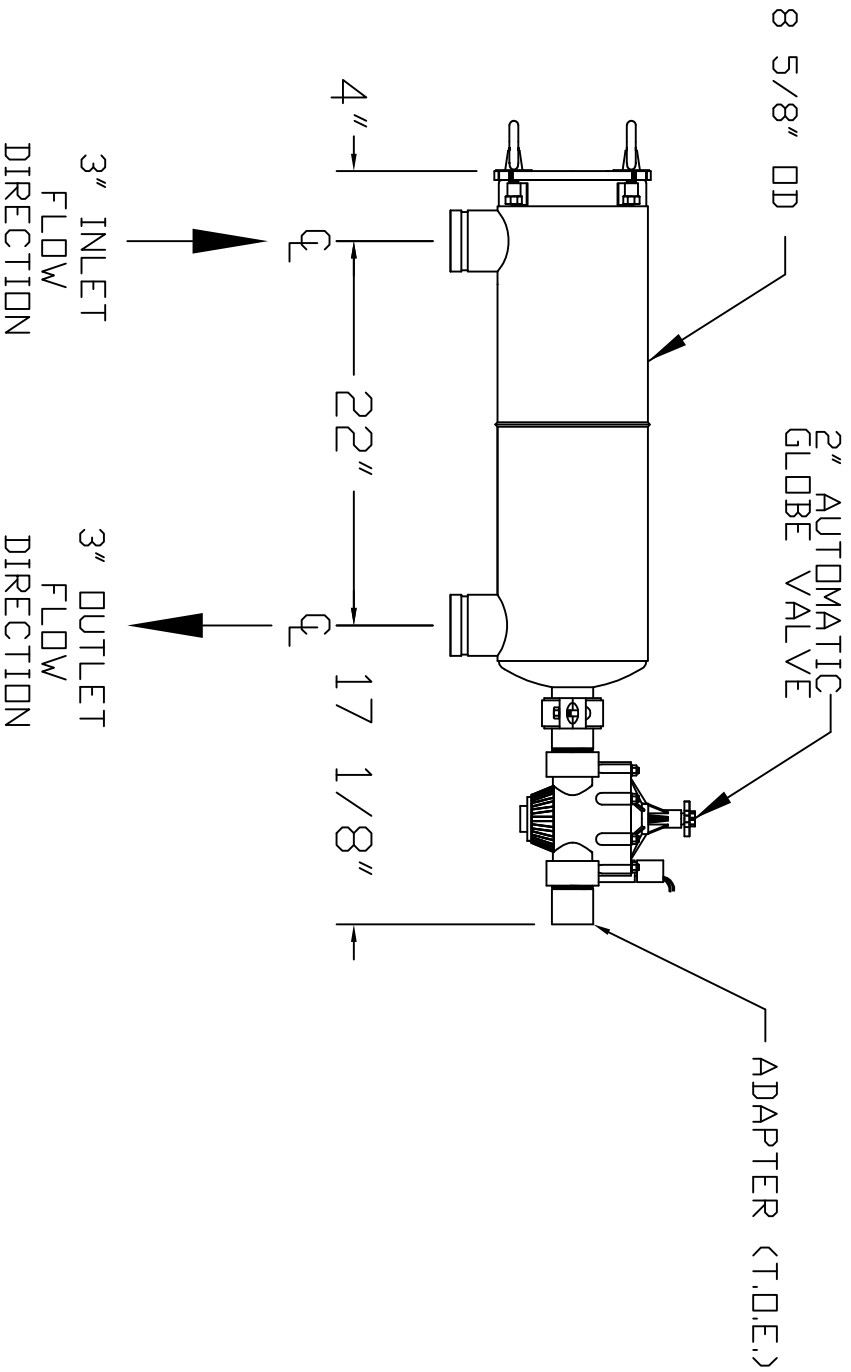
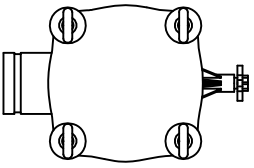
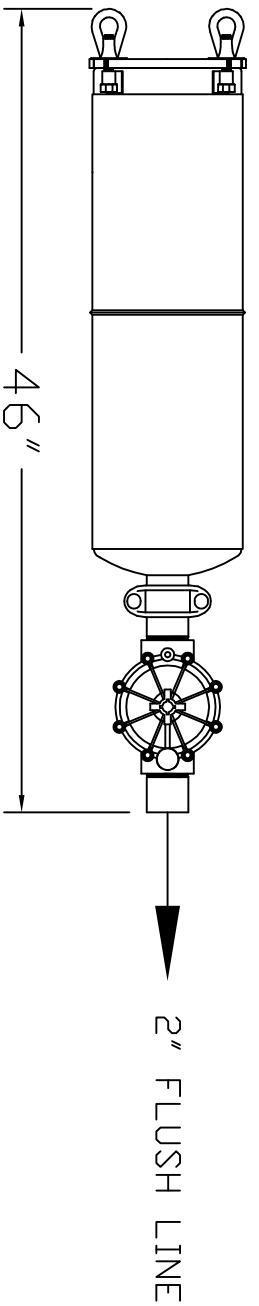


# SS6-1A



- NOTES:
1. DESIGN FLOW RATE 200 GPM
  2. OPERATING PRESSURE 125 (MAX)
  3. ALLOW 28" (MIN) FOR CARTRIDGE SERVICE

THIS DRAWING, INCLUDING THE INFORMATION IT CONTAINS, IS CONFIDENTIAL, PROPRIETARY, AND IS THE PROPERTY OF YARNEY WATER MANAGEMENT, INC. IT IS SUBMITTED ONLY IN CONNECTION WITH THE TRANSACTION TO WHICH IT PERTAINS AND MUST NOT BE USED IN ANY OTHER MANNER DETRIMENTAL TO THE INTERESTS OF YARNEY WATER MANAGEMENT. THE DRAWING IS NOT TO BE COPIED AND MUST BE RETURNED UPON REQUEST. COPYRIGHT YARNEY WATER MANAGEMENT SYSTEMS, 1994.			CUSTOMER USED ON DRAWN BY DATE	
REDRAWN HOUSING			DTG 10-12	
UPDATED AUTO GLOBE VALVE			DTC 3-06	
ADDED NEW LID			JW 10-99	
REVISION			BY DATE	
NO.			DRAWING NO.	
9025000601			10-1999	
SS6-1A (AUTOMATIC) THRU-FLUSH-STAINLESS STEEL SCREEN FILTER			Yardey WATER MANAGEMENT SYSTEMS	
SYSTEMS\SS6			REV. C	
SHEET 1 OF 1			9025000601	