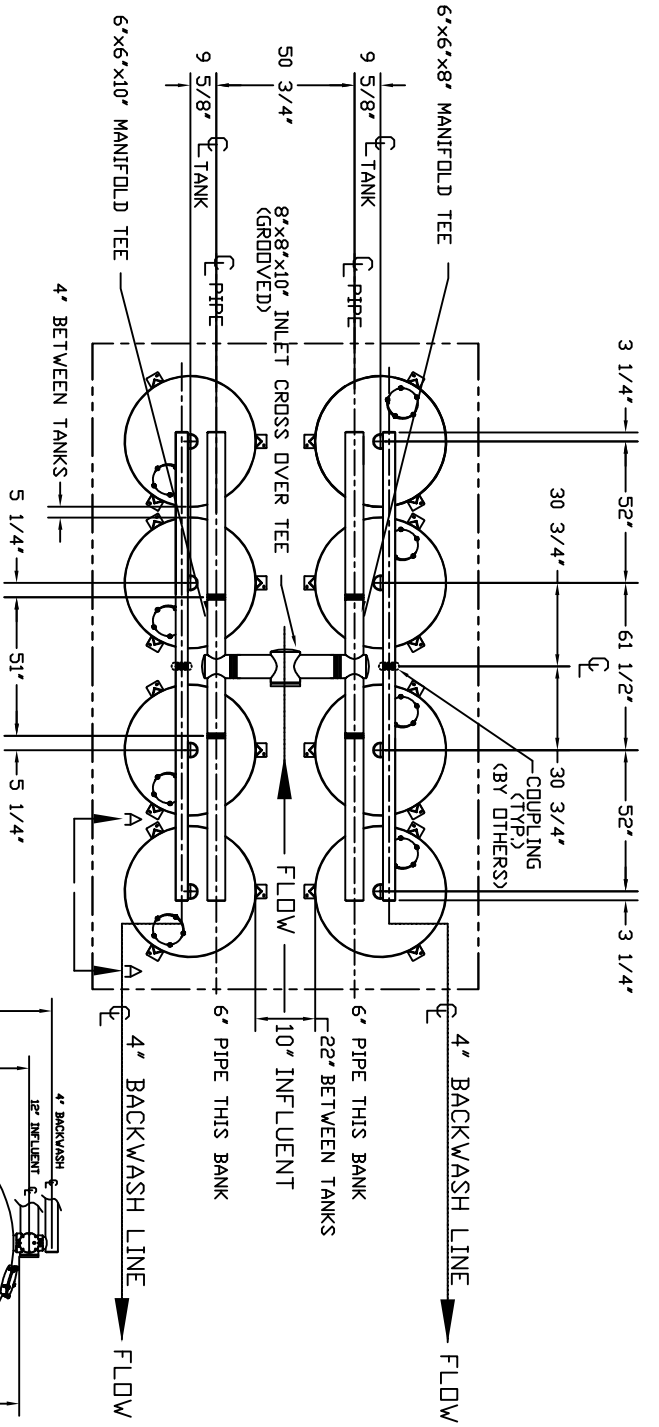
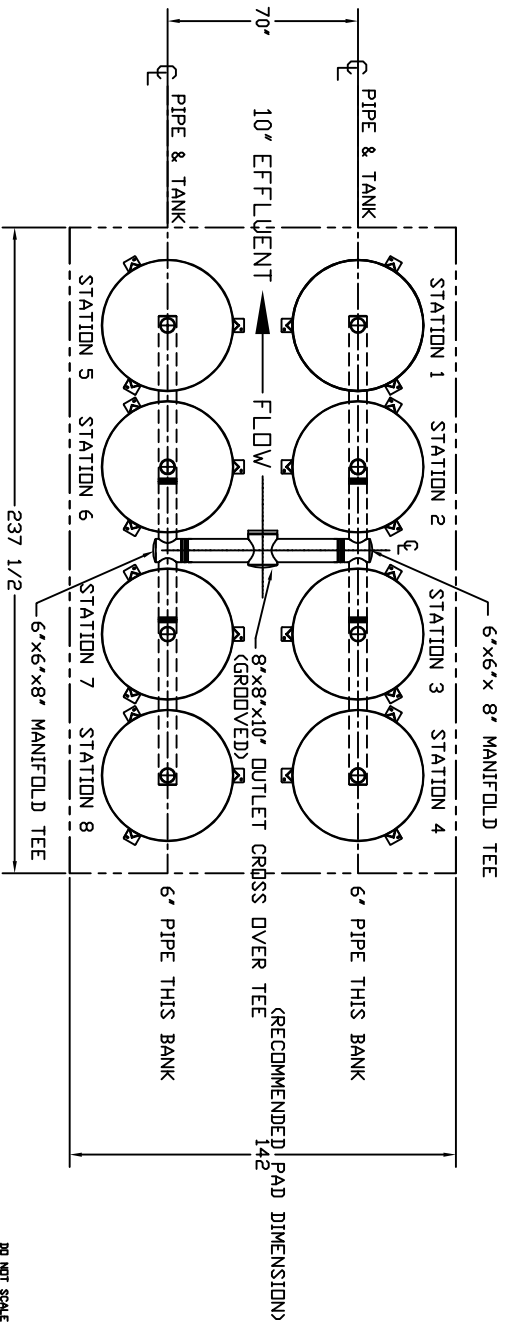
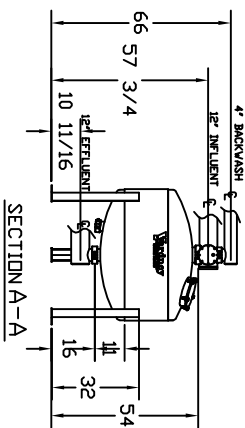


# UPPER (INLET) MANIFOLD LAYOUT



# GOLF 48WW-9-H LAYOUT

## LOWER (OUTLET) MANIFOLD LAYOUT



THIS DRAWING IS THE PROPERTY OF YARDNEY FILTER MANUFACTURING COMPANY. IT IS TO BE USED ONLY FOR THE PROJECT AND SITE SPECIFICALLY IDENTIFIED HEREIN. ANY REUSE OR MODIFICATION OF THIS DRAWING WITHOUT THE WRITTEN PERMISSION OF YARDNEY FILTER MANUFACTURING COMPANY IS STRICTLY PROHIBITED. YARDNEY FILTER MANUFACTURING COMPANY, 1994.

NO.	DATE	DESCRIPTION
1	10/15/09	ISSUED FOR PERMIT
2	11/10/09	REVISED PER COMMENTS
3	12/15/09	REVISED PER COMMENTS
4	01/15/10	REVISED PER COMMENTS
5	02/15/10	REVISED PER COMMENTS
6	03/15/10	REVISED PER COMMENTS
7	04/15/10	REVISED PER COMMENTS
8	05/15/10	REVISED PER COMMENTS
9	06/15/10	REVISED PER COMMENTS
10	07/15/10	REVISED PER COMMENTS
11	08/15/10	REVISED PER COMMENTS
12	09/15/10	REVISED PER COMMENTS
13	10/15/10	REVISED PER COMMENTS
14	11/15/10	REVISED PER COMMENTS
15	12/15/10	REVISED PER COMMENTS

Yardney  
FILTER MANUFACTURING COMPANY  
FILTREC  
4816-9  
90154816109  
B  
1

(RECOMMENDED PAD DIMENSION)

(RECOMMENDED PAD DIMENSION)

DO NOT SCALE DWG.