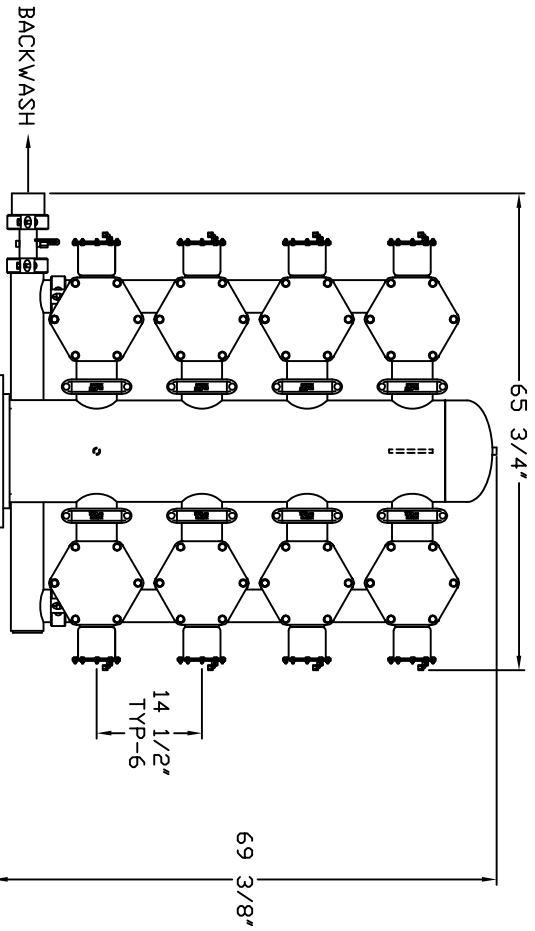
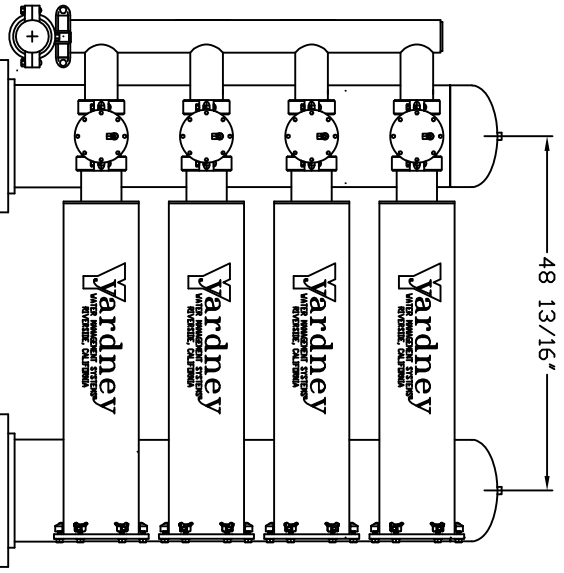
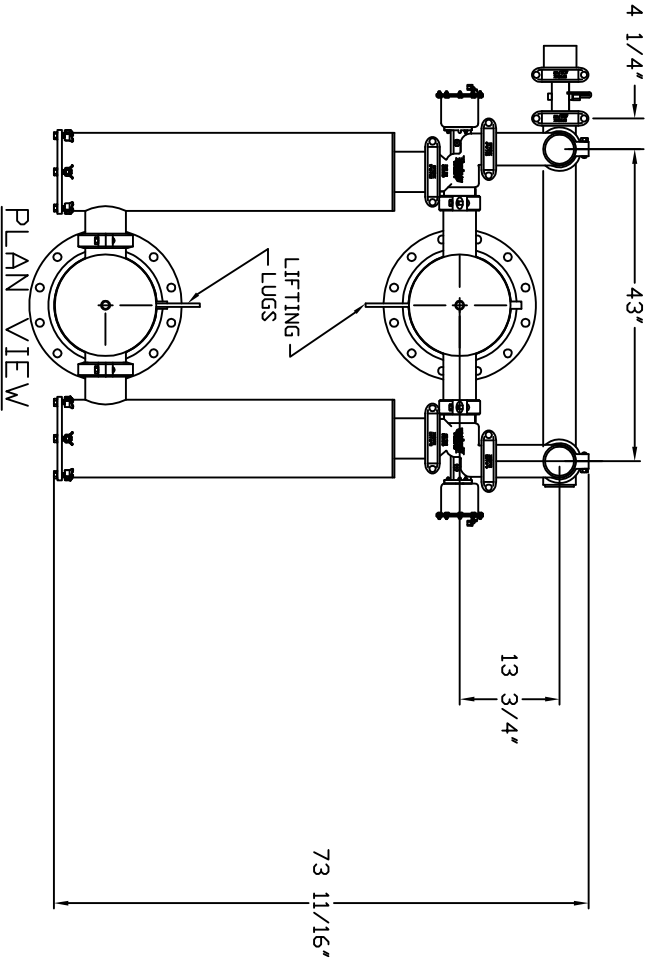


GOLF /TURF MAXI-FLUSH 10-8A VERTICAL

NOTES:

1. DESIGN FLOW RATE: 4000 GPM (MAX.)
2. OPERATING PRESSURE: 150 PSI (MAX.)
3. CARTRIDGE:
42" MIN. CLEARANCE REQUIRED FOR
CARTRIDGE REMOVAL.



THIS DRAWING, INCLUDING THE INFORMATION IT CONTAINS, IS CONSIDERED TO BE THE PROPERTY OF YARDNEY WATER MANAGEMENT, INC. IT IS SUBMITTED ONLY IN CONNECTION WITH THE TRANSACTION TO WHICH IT PERTAINS AND MUST NOT BE USED IN ANY OTHER MANNER DETRIMENTAL TO THE INTERESTS OF YARDNEY WATER MANAGEMENT, INC. ANY REUSE OR REPRODUCTION OF THIS DRAWING WITHOUT THE WRITTEN PERMISSION OF YARDNEY WATER MANAGEMENT, INC. IS PROHIBITED AND MUST BE RETURNED UPON REQUEST.

REV	DESCRIPTION	DATE	BY	APP
C	WELD TABS ON MANWAY RINGS	10-12	DTC	APP
B	CARTRIDGE 40 TO 42 PER CART. IN SEAL DTC	6-04	APP	APP
A	REPLACED 3/4" NIPPLES WITH 1/2" COUPLINGS	1-04	DTC	APP
SWI	REVISIONS			



APPROVALS | DATE
 DRAWN BY: JDB | 11/20/04
 CHECKED BY: []
 APPROVED BY: []
 APPROVED BY: []
 APPROVED BY: []
 APPROVED BY: []

VERTICAL MAXI-FLUSH
 SCREEN FILTER MFSV 10-8A
 SIZE DRAWING NO: 9080210008
 REV: C
 SHEET 1 OF 1