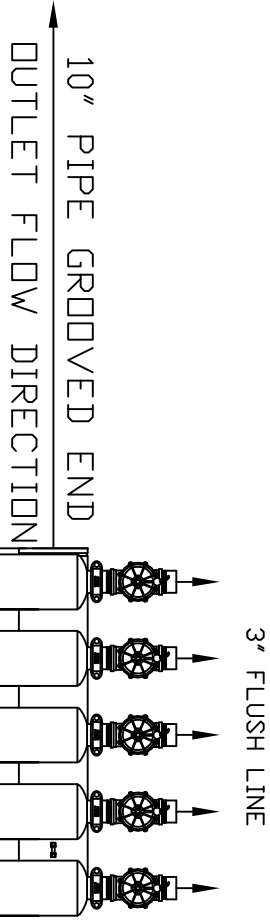
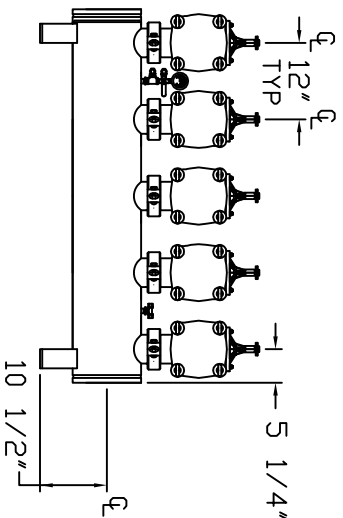


# SS8-5A

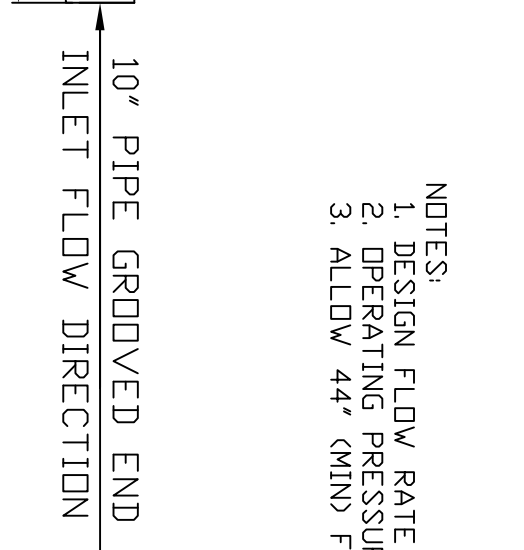


TOP VIEW

- NOTES:
1. DESIGN FLOW RATE 2000 GPM
  2. OPERATING PRESSURE 125 (MAX)
  3. ALLOW 44" (MIN) FOR CARTRIDGE SERVICE



ELEVATION VIEW



SIDE VIEW

<p>THIS DRAWING, INCLUDING THE INFORMATION IT CONTAINS, IS CONFIDENTIAL AND IS THE PROPERTY OF YARDNEY. IT IS TO BE KEPT IN STRICTLY CONFIDENTIAL AND NOT TO BE REPRODUCED OR TRANSMITTED IN ANY FORM OR BY ANY MEANS, ELECTRONIC OR MECHANICAL, INCLUDING PHOTOCOPYING, RECORDING, OR BY ANY INFORMATION STORAGE AND RETRIEVAL SYSTEMS, WITHOUT THE WRITTEN PERMISSION OF YARDNEY. ANY UNAUTHORIZED USE OR DISCLOSURE OF THIS INFORMATION IS STRICTLY PROHIBITED AND WILL BE PUNISHED AS A VIOLATION OF COMPANY POLICY AND MAY BE SUBJECT TO LEGAL ACTION.</p>		<p>DATE: 10-1999</p>	<p>PROJECT: SS8-5A (AUTOMATIC) THROUGH-FLOW SCREEN FILTER</p>
A	ADDED NEW LID	J.V. 10-99	9025000805
B	UPDATED AUTO GLOBE VALVE	DTC 3-06	
C	REDRAWN HOUSING	DTC 10-12	
NO.	REVISION	BY	DATE

