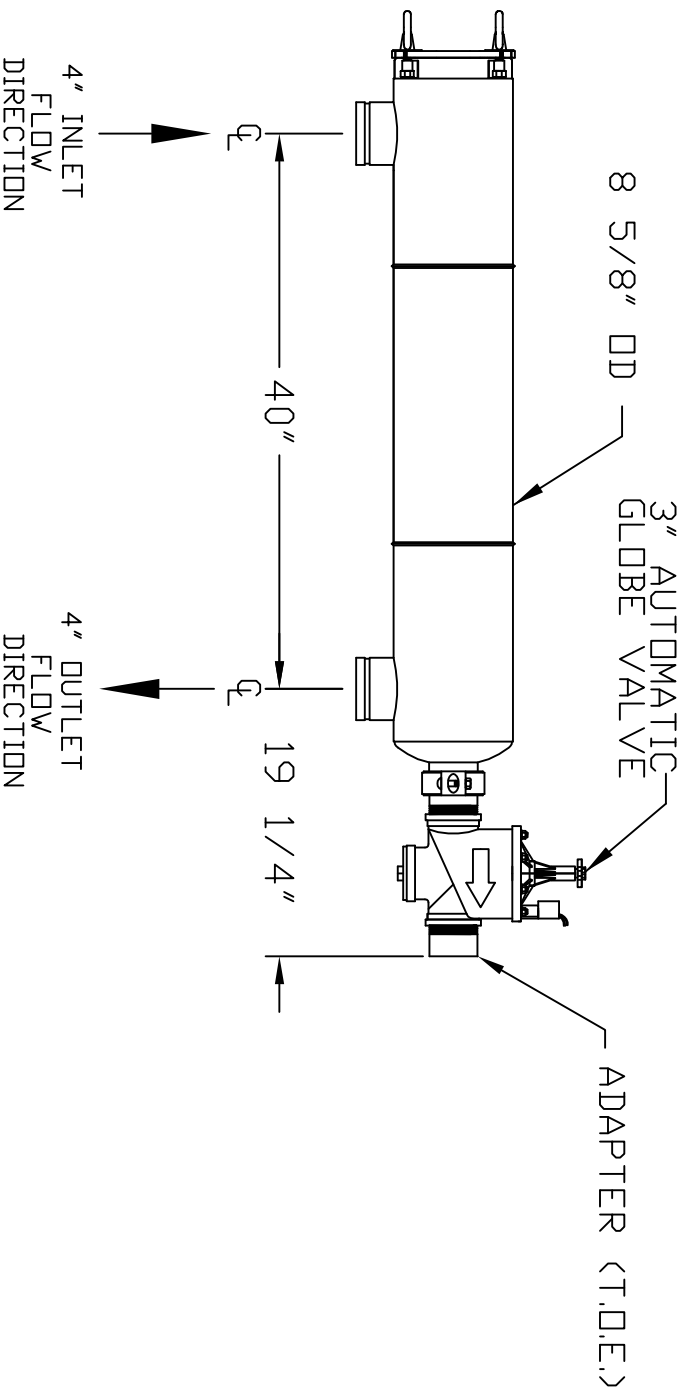
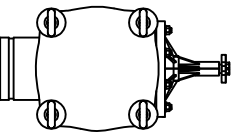
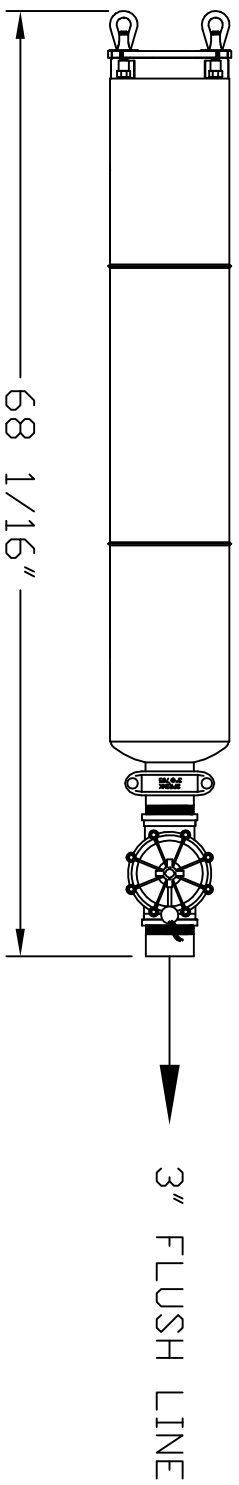


SS8-1A



- NOTES:
1. DESIGN FLOW RATE 400 GPM
 2. OPERATING PRESSURE 125 (MAX)
 3. ALLOW 4" (MIN) FOR CARTRIDGE SERVICE

<small>THIS DRAWING, INCLUDING THE INFORMATION IT CONTAINS, IS THE PROPERTY OF YARDNEY WATER MANAGEMENT, INC. IT IS SUBMITTED ONLY IN CONNECTION WITH THE TRANSACTION TO WHICH IT PERTAINS AND MUST NOT BE REPRODUCED OR TRANSMITTED IN ANY FORM OR BY ANY MEANS, ELECTRONIC OR MECHANICAL, INCLUDING PHOTOCOPYING, RECORDING, OR BY ANY INFORMATION STORAGE AND RETRIEVAL SYSTEMS, WITHOUT THE WRITTEN PERMISSION OF YARDNEY WATER MANAGEMENT SYSTEMS, 1994.</small>					
<small>REVISIONS</small>			<small>DATE</small>		
A	ADDED NEW LID	JV	10-99	10-1999	SS8-1A (AUTOMATIC) THRU-FLUSH-STAINLESS STEEL SCREEN FILTER
B	UPDATED AUTO GLOBE VALVE	DTC	3-06		
C	REDRAWN HOUSING	DTD	10-12		
<small>NO. REVISION BY DATE</small>					
<small>DATE</small>			<small>LOCATION</small>		
<small>10-1999</small>			<small>SYSTEMS\SS8</small>		
<small>REV. C</small>					<small>page 1 of 1</small>