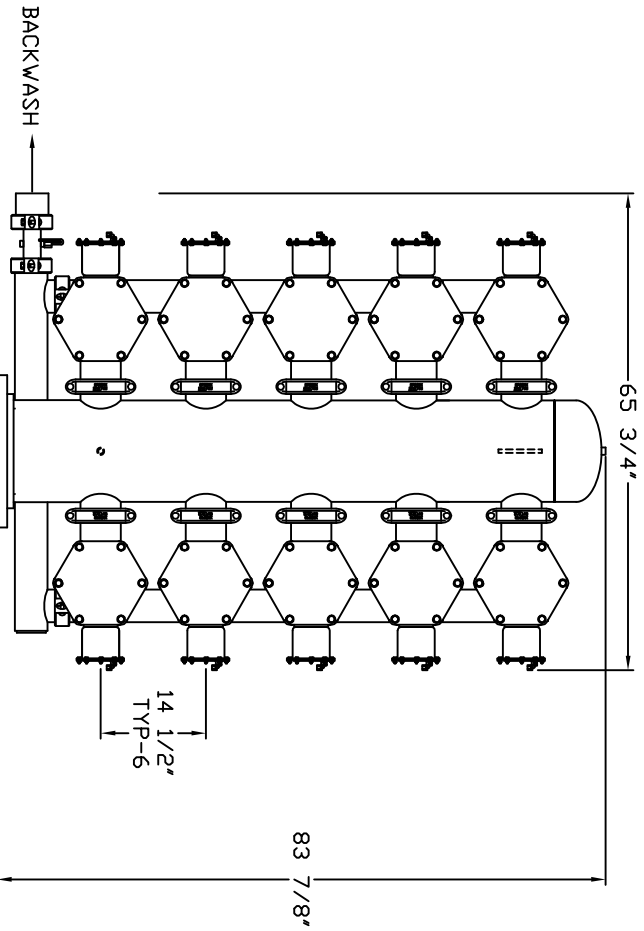
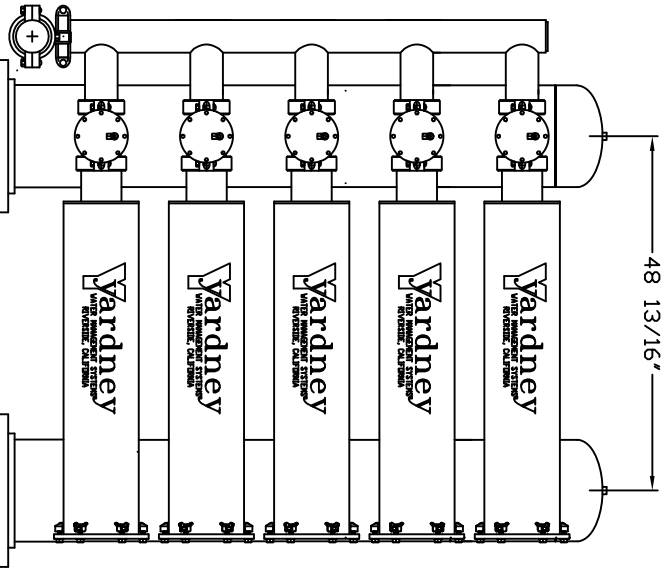
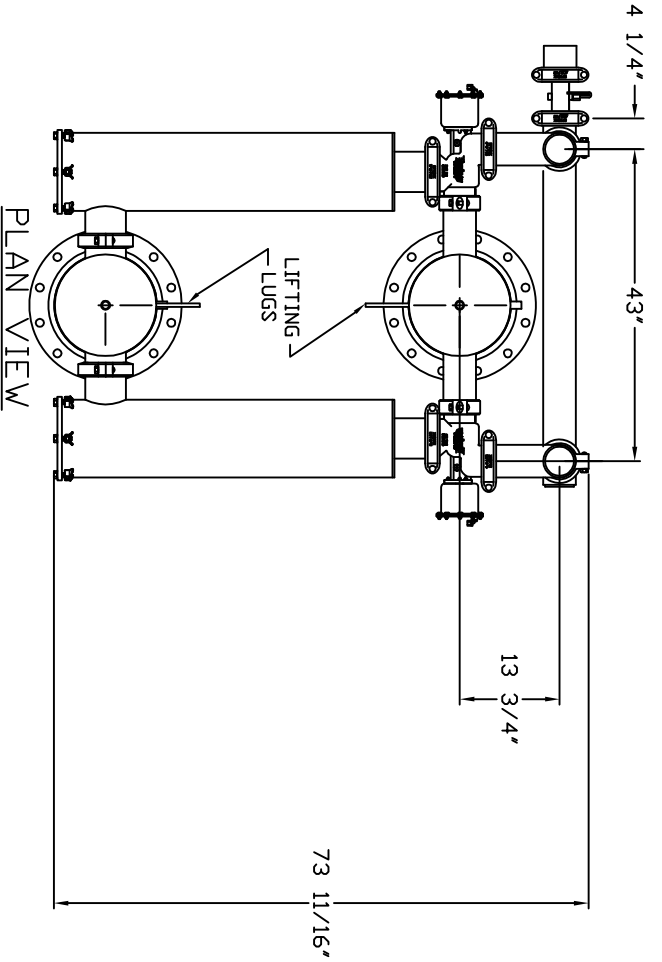


GOLF /TURF MAXI-FLUSH 10-10A VERTICAL

NOTES:

1. DESIGN FLOW RATE: 5000 GPM (MAX.)
2. OPERATING PRESSURE: 150 PSI (MAX.)
3. CARTRIDGE:
42" MIN. CLEARANCE REQUIRED FOR CARTRIDGE REMOVAL.



ELEVATION

INFLUENT 14"

SIDE VIEW

EFFLUENT 14"

THIS DRAWING, INCLUDING THE INFORMATION IT CONTAINS, IS CONSIDERED TO BE THE PROPERTY OF YARDNEY WATER MANAGEMENT SYSTEMS, INC. IT IS SUBMITTED ONLY IN CONNECTION WITH THE TRANSACTION TO WHICH IT PERTAINS AND MUST NOT BE USED IN ANY OTHER MANNER DETRIMENTAL TO THE INTERESTS OF YARDNEY WATER MANAGEMENT SYSTEMS, INC. ANY REPRODUCTION OR TRANSMISSION OF THIS DRAWING IS NOT TO BE COPIED AND MUST BE RETURNED UPON REQUEST.

REV	DESCRIPTION	DATE	APP
A	REPLACED 3/4" NIPPLES WITH 1/2" COUPLINGS	1-04	APP
B	CARTRIDGE 40 TO 42 PER CART. IN SEAL	6-04	APP
C	WELD TABS ON MANWAY RINGS	10-12	APP

APPROVALS	DATE	Yardney
DESIGNED BY	JDB	11/23/04
CHECKED BY		
PROJECT NO.		
SIZE	VERTICAL MAXI-FLUSH	
SCALE	SCREEN FILTER MFSV 10-10A	
DWG NO.	9080210010	
REV	C	
SHEET	1 OF 1	